

# Bauder Pedestal Support Systems Brochure

## High quality adjustable pedestals for various types of terraces and decking areas

The Bauder range of pedestal support systems are designed to meet the exacting standards of finished levels demanded by architects and clients when specifying open-jointed paving and decking finishes. The range of units are adjustable in height from 17 - 850mm and can incorporate slope corrector heads that are variable to a maximum of 5%. The pedestals are manufactured from recycled material, either UV-resistant high-density polypropylene or, for Bauder's Non-Combustible Pedestal, from recycled aluminium. The systems offer variations in edge and gap spacing, plus support cradles for decking and rail solutions.

The Bauder pedestal support units provide a lightweight and cost-effective solution when seeking to minimise the height of a free-draining paving system when compared to the traditional bedded permeable paving options.



### Key applications

- Roofs
- Terraces
- Non-combustible roof build-ups
- Balconies
- Plaza decks
- Patios

### Key features

- A lightweight, heavy duty adjustable pedestal.
- Supports loads of up to 1,000kg - per pedestal.
- Integrated slope correction.
- Broad base plate to spread the load.
- Works with paving, decking and grillage.
- Allows easy access to concealed services and waterproofing.
- Suitable for a wide range of hard and soft landscape applications.

### Key advantages

- Quick to install.
- Cost-effective.
- No bedding sand required.
- Eliminates algae and efflorescence.
- Reduces sound transmission.
- Improves heat insulation.



Metal planters and open jointed paving mounted on pedestals



### Bauder Adjustable Pedestal (PB Range)

A simple, high strength (1,000 kg/m<sup>2</sup>), low-cost pedestal. The units are fully adjustable with optional slope correctors and a comprehensive range of accessories.



**PB-01**  
28-42mm



**PB-1**  
42-60mm



**PB-2**  
60-90mm



**PB-3**  
90-145mm



**PB-4**  
145-245mm



**PB-5**  
230-315mm

**Note:** Heights available ranging 17mm - 955mm



### Bauder Slope-Correcting Pedestal (DPH Range)

Fully adjustable pedestal range with integral slope corrector. The pedestals have a high compressive strength. The edging and spacing options solve a variety of paving, decking and grillage solutions.



**DPH-2**  
35-53mm



**DPH-3**  
50-78mm



**DPH-4**  
77-108mm



**DPH-5**  
100-175mm



**DPH-6**  
175-285mm



**DPH-7**  
285-400mm

**Note:** Heights available ranging 17mm - 1070mm



### Bauder Non-Combustible Pedestal (NC Range)

For many applications a non-combustible pedestal is required. Bauder's NC range offers an aluminium pedestal designed for use on roofs and balconies, with a broad base to spread the load. The system has been tested with Bauder waterproofing systems to achieve Broof(t4).



**NC-4**  
33-48mm



**NC-5**  
48-65mm



**NC-6**  
57-82mm



**NC-7**  
72-117mm



**NC-8**  
105-150mm



**NC-9**  
140-185mm

**Note:** Heights ranging from 24mm - 290mm



## Surface Finishes

### Slabs

The most common use for the units is to support concrete, stone and porcelain paving slabs. Bauder have produced a simple estimating tool to calculate the number of pedestals required.


### Timber or aluminium decking

The number of pedestals required is determined by the span of the joists used and can only be calculated once the live load requirements are established.

### Grillage

The units can also be used as a support for a wide variety of structural elements such as grillage around plant equipment.

**Note:** Please call Bauder if you wish to discuss any of these systems or your particular requirement further.



Pedestals can correct falls and undulations within the deck to produce a level finish

**Pedestal Accessories**

**Kits for wall and edge detailing**

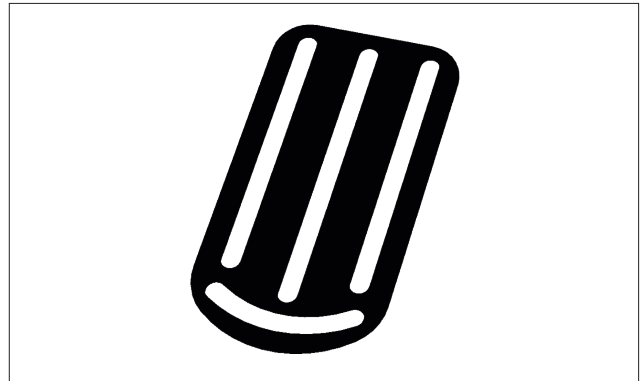
The PB range has systems for securing the paved or deck finish against upstands and terrace perimeters.



**U-Edge**


The U-Edge extends the support for the pedestal system enabling small pieces.

These products maintain a regular space between the paver, deck or grate and the wall or upstand.



**U-E10 Edge**

A 1mm thick shim for use with the U-Edge to hold paving away from upstands to allow the drainage gap to be maintained and prevent paving movement.



**U-Wall**

The U-Edge extends the support for the pedestal system enabling small pieces of paving to be installed close to a wall or upstand.



**U-E20 Wall**

A 2mm thick shim for use with the U-Wall to hold paving away from upstands to allow the drainage gap to be maintained and prevent paving movement.

**Tabs**

The head can be fitted with tabs, to give the desired spacing between slabs (for water drainage and ventilation).

The NC System uses non-combustible metal tabs.



**A Tab (for NC range)**

Sets of 4 spacer tabs available in different widths and heights.




**PB Tabs-6mm**

Sets of 4 spacer tabs available in different widths and heights. Typically, 6mm and 17mm high.



## Shims




### U-E20

Made in EPDM of 1 or 2mm, for use with marble, stone, granite etc., for:

- Anti-slip properties.
- Shock and sound absorption.

During installation, the shims can be used to compensate for the differences in thickness of the slabs used.

## Slope Corrector



### U-PH5

The U-PH5 is a slope corrector for the base of the pedestal which can compensate for slopes from 0 to 5%.

## Joists




### PB-Kit-5

The PB-Kit-5 provides a mechanical fixing for wooden or composite decking joists, effectively securing the joist to the pedestal.

### Supports a variety of structures:

- Wood joists.
- Composite joists.
- Aluminium support structures. Width of the support: 65mm. With fixing holes on both sides of the kit for mechanical fixing entering the building.



### PB End

Enables a tiled or paved vertical edge, where there is an open terrace edge and the void underneath needs to be hidden.

## How many pedestals do I need?

### Slabs and Grilles

The number of pedestals required for a job depends on the following factors:

- The total number of slabs or grilles used.
- The size and weight of the slabs or grilles: larger or heavier may require an additional central pedestal per slab.
- The shape of the area to be covered: the more irregular shaped the area, the more pedestals are likely to be required.

As a guide, the following formula can be used:

1. Include one pedestal for every slab or grille.
2. Count the number of slabs or grilles around the perimeter of the area and divide this number by two.
3. Add the number of pedestals calculated in step 1. to the number calculated in step 2.
4. Add 5% to the total number of pedestals calculated in step 3.

As rough guidance, the following chart can be used to estimate jobs using standard slabs or grille tile sizes:

The size	Number of pedestals per square metre
300 x 300mm	17
450 x 450mm	7.5
600 x 600mm	4 plus one extra pedestal per slab. It is recommended that a large slab should have an additional pedestal placed centrally under each slab.

**Note:** It is the responsibility of the customer to ensure that they correctly calculate the quantities of pedestals required to complete a job, however Bauder is happy to help with your calculations.

### Timber and aluminium decking

The number of pedestals required is determined by the span of the joists used and can only be done once the live load requirements are established. Please call Bauder if you wish to discuss this further.

### Roof slope conversation chart

Percentage	Depth of fall	Degrees	Gradient
5%	30mm / LM	2.86°	1:20
4.5%	45mm / LM	2.58°	1:22
4%	40mm / LM	2.30°	1:25
3.5%	35mm / LM	2.10°	1:29
3%	30mm / LM	1.72°	1:33
2.5%	25mm / LM	1.43°	1:40
2%	20mm / LM	1.50°	1:50
1.5%	15mm / LM	0.86°	1:67
1%	10mm / LM	0.60°	1:100