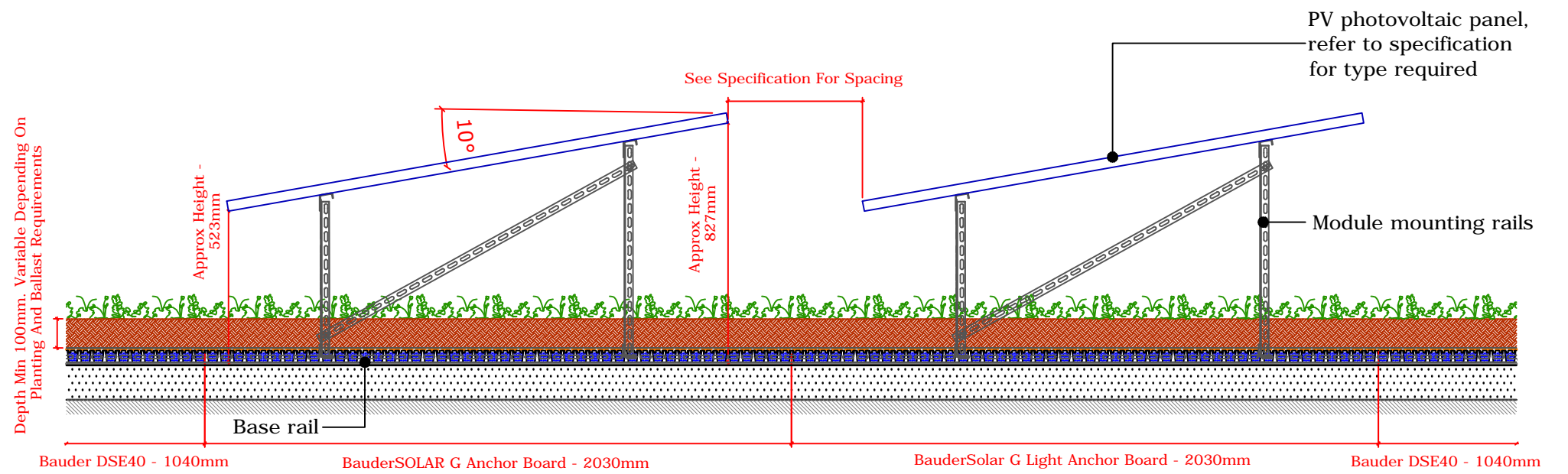
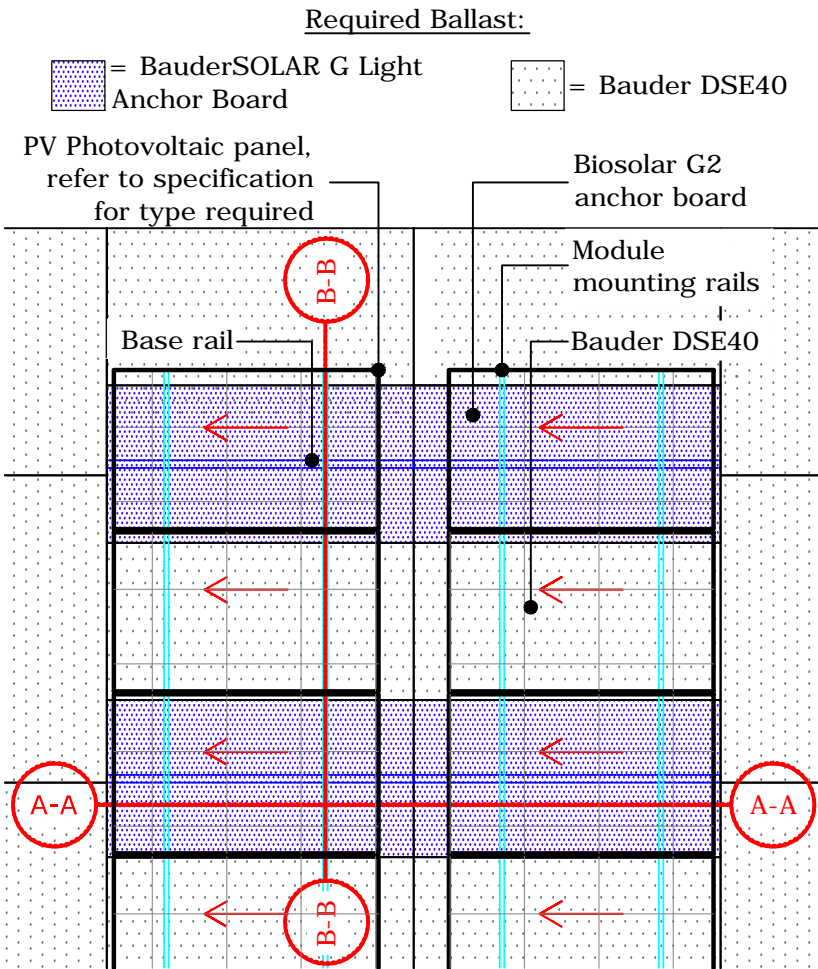


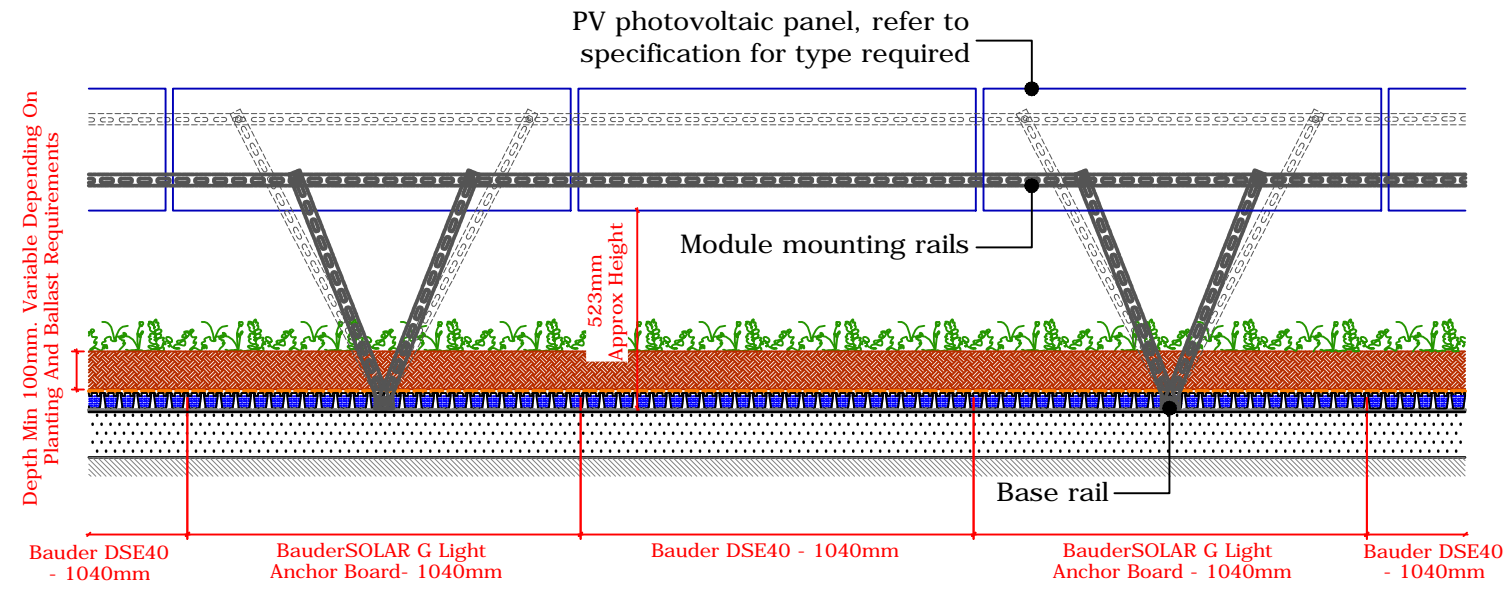
IMPORTANT NOTE:
This drawing shows alternative details. For the correct solution to be used, refer to the project specific specification.



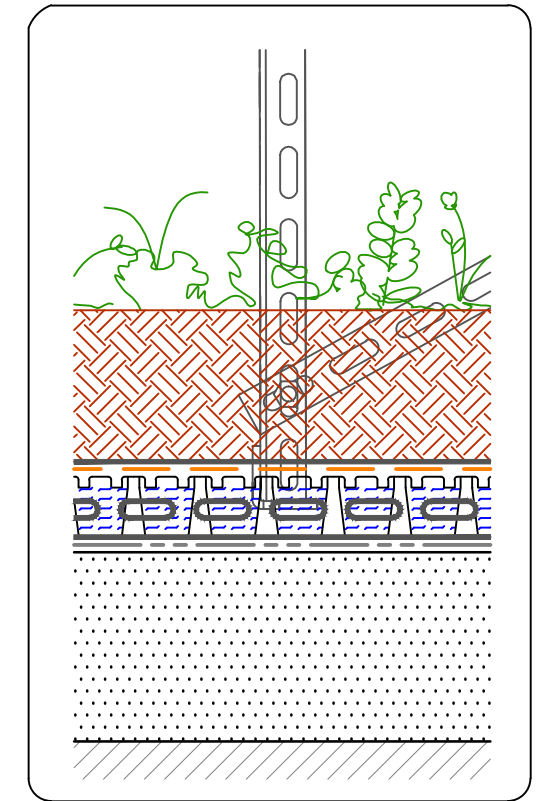
BauderSolarG Light Module Section - Cross Section A-A - Scale 1:20



BauderSolar G Light Module Section - Top Elevation - Scale 1:50



BauderSolar G Light Module Section - Cross Section B-B - Scale 1:20



PV - BauderSolar G Light - Two System South

IMPORTANT NOTES:

- This detail is suitable for the following Bauder Systems: **Bauder Total Roof System, Bauderflex, Airtech**
- Do not scale to ascertain dimensions.
- All dimensions are in Millimeters and are to be checked and verified on site prior to commencement of work.
- This drawing is to be read in conjunction with the specification and associated drawings.
- This detail is a guideline only, representing typical detailing conditions and illustrate the correct application of the above Bauder System. It may be necessary to modify this detail to suit specific project design constraints and conditions.
- Refer to the Bauder Specification for the deck type, product description and method of application. For clarity the method of attachment has not been shown.
- Provision should be made by the installer for mechanically fixing the top leading edge of all upstand details in excess of 250mm in height using appropriate fasteners.

Green Roof STANDARD DETAIL

Scale:	Drawing Number	Rev:
1:20 @A3	D0000-00W_011-003	B
Drawn By: CD	Checked By: GW	Approved By: TR
Date: 14.04.23		



UK OFFICE
Bauder Limited
70 Landseer Road,
Ipswich,
Suffolk, IP3 0DH,
England.
T: +44 (0)1473 257671
F: +44 (0)1473 230761
E:technical@bauder.co.uk
bauder.co.uk

IRELAND OFFICE
Bauder Limited
O'Duffy Centre, Cross
Lane, Carrickmacross,
Co. Monaghan,
Ireland.
T: +353 (0)42 9692 333
F: +353 (0)42 9692 839
E:technical@bauder.ie
bauder.ie